

Demografie

1. Miscarea naturala a populatiei

	2017	2018	2019	2020	2021	2022	2023	2024
Numar nascuti vii	4887	5019	4827	4340	4241	4488	3970	
Natalitate	9.33	9.61	9.27	8.36	8.22	8.76	7.78	0.00
Numar total decedati	5579	5693	5573	6689	7231	5981	5283	5513
Mortalitate	10.65	10.90	10.70	12.88	14.01	11.67	10.35	10.85
Sporul natural	-692	-674	-746	-2349	-2990	-1493	-1313	-5513
Numar decese sub un an	30	24	27	29	32	25	25	22
din care 0 - 6 zile	16	16	11	18	14	12	12	15
0-27 zile	15	17	16	25	18	16	15	19
Mortalitate infantila	6.14	4.78	5.59	6.68	7.55	5.57	6.30	#DIV/0!
Numar nascuti morti	17	21	16	16	21	21	20	16
Mortinatalitate	3.47	4.17	3.30	3.67	4.93	4.66	5.01	1000.00
Numar decedati 1-4 ani	2	0	2	4	3	0	1	7
Numar total decese materne	0	2	0	5	3	1	1	1
din care avort	0	0	0	0	0	0	0	0
risc obstetric	0	0	0	0	0	0	0	0
Mortalitate materna	0.00	0.40	0.00	1.15	0.71	0.22	0.25	#DIV/0!

Mortalitatea specifica pe principalele grupe de afectiuni

	2017	2018	2019	2020	2021	2022	2023	2024
Aparatul cardiocirculator numar	3125	3139	2982	3524	3472	3156	2677	2761
Mortalit.specif.la 100000 loc.	596.54	601.16	572.80	678.49	672.91	615.70	524.49	543.22
Aparatul respirator numar	380	378	376	619	432	446	436	506
Mortalit.specif.la 100000 loc.	72.54	72.39	72.22	119.18	83.73	87.01	85.42	99.56
Aparatul digestiv numar	438	459	457	425	414	388	401	390
Mortalit.specif.la 100000 loc.	83.61	87.91	87.78	81.83	80.24	75.69	78.57	76.73
Tumori numar	1010	1048	1000	1029	935	1026	1006	1041
Mortalit.specif.la 100000 loc.	192.80	200.71	192.08	198.12	181.21	200.16	197.10	204.82
Accidente numar	199	206	210	171	174	190	187	190
Mortalit.specif.la 100000 loc.	37.99	39.45	40.34	32.92	33.72	37.07	36.64	37.38
Alte cauze numar	427	463	548	921	1804	775	576	625
Mortalit.specif.la 100000 loc.	81.51	88.67	105.26	177.32	349.63	151.19	112.85	122.97

2. Evidenta gravidelor

	2017	2018	2019	2020	2021	2022	2023	2024
Total nou intrate in evidenta	3200	3014	2987	2547	2432	2519	2487	2260
Nou depistate	3117	2960	2931	2491	2408	2461	2429	2227
Din care cu risc	492	490	424	330	350	371	369	296
Nou depis- in lunile de sarcina I - III	2293	2153	2159	1830	1726	1823	1830	1712
tate in lunile de sarcina IV - V	541	493	477	431	405	361	371	325
in lunile de sarcina VI - IX	283	314	295	230	277	277	228	190
Venite din alte teritorii	83	54	56	56	24	58	58	33
Scoase din evidenta	3169	3180	3000	2611	2521	2559	2438	2306
Ramase in evidenta	1648	1482	1469	1405	1316	1276	1325	1279

3. Intreruperea cursului sarcinii

	2017	2018	2019	2020	2021	2022	2023	2024
Total avorturi	658	716	747	555	511	502	572	634
Indicator la mia de nascuti vii	134.64	142.66	154.75	127.88	120.49	111.85	144.08	#DIV/0!
din la cerere	262	213	195	137	88	84	149	244
care indicator la mia de nascuti vii	53.61	42.44	40.40	31.57	20.75	18.72	37.53	#DIV/0!
avort incomplet	396	503	552	418	423	418	423	390
indicator la mia de nascuti vii	81.03	100.22	114.36	96.31	99.74	93.14	106.55	#DIV/0!
avort provocat	0	0	0	0	0	0	0	0
indicator la mia de nascuti vii	0.00	0.00	0.00	0.00	0.00	0.00	0.00	#DIV/0!

Morbiditate

Numar cazuri noi de imbolnavire (in evidenta medicului de familie)

	2017	2018	2019	2020	2021	2022	2023	2024
Total cazuri noi	478350	497354	510408	505189	485707	526270	582306	651499
Incidenta la 1000 loc	913.13	952.50	980.41	972.67	941.35	1026.69	1140.88	1281.82

Date comparative

Morbiditate specifica	2017	2018	2019	2020	2021	2022	2023	2024
Aparatul cardiocirculator nr.cazuri noi	27506	28943	33658	32868	30298	32997	40809	43892
Morbiditate specifica	5250.66	5543.00	6465.17	6328.24	5872.04	6437.33	7995.49	8635.72
Aparatul respirator nr.cazuri noi	126831	137361	127296	119822	101650	142435	186285	203857
Morbiditate specifica	24210.95	26306.61	24451.55	23069.93	19700.72	27787.42	36497.84	40108.72
Aparatul digestiv nr.cazuri noi	69144	70729	75836	77323	76978	71822	79563	86547
Morbiditate specifica	13199.00	13545.62	14566.90	14887.39	14919.06	14011.64	15588.36	17028.06
Tumori maligne nr.cazuri noi	1477	1503	1531	1424	1263	1387	1432	1385
Morbiditate specifica	281.95	287.85	294.08	274.17	244.78	270.59	280.56	272.50
Accidente nr.cazuri noi	9320	9306	9363	8852	6847	7510	8330	9115
Morbiditate specifica	1779.11	1782.23	1798.48	1704.32	1327.01	1465.11	1632.05	1793.37
Alte cauze nr.cazuri noi	244072	249512	262724	264900	268671	270119	265887	306703
Morbiditate specifica	46591.25	47785.14	50465.13	51002.53	52070.95	52697.10	52093.85	60343.60

1. Evidenta bolnavilor tuberculosi

	2017	2018	2019	2020	2021	2022	2023	2024
Numar bolnavi noi	280	210	229	152	136	164	175	124
Indicator la 100.000 loc.	53.45	40.22	43.99	29.27	26.36	31.99	34.29	24.40
Numar bolnavi readmisi	31	32	34	28	22	28	26	23
Numar bolnavi scosi din evidenta	328	256	258	260	166	199	191	200
Nr.bolnavi ramasi in evidenta	238	224	229	149	141	134	144	91
Indice de prevalenta la 100 loc.	0.05	0.04	0.04	0.03	0.03	0.03	0.03	0.02

2. Evidenta bolnavilor de cancer

	2017	2018	2019	2020	2021	2022	2023	2024	
Total localizari	1477	1503	1531	1349	1314	1387	1432	1385	
Indicator la 100.000 loc.	281.95	287.85	294.08	259.73	254.67	270.59	280.56	272.50	
din care	piele	143	158	171	126	119	143	156	143
	san la femei	115	139	113	128	104	108	141	129
	col uterin	86	83	95	74	83	65	71	65
	bronho-pulmonar	171	174	175	135	119	156	166	140
	stomac	87	92	98	75	60	62	69	80
	prostata	91	107	117	102	96	111	121	148
Nr.bolnavi ramasi in evidenta	12357	12681	13104	13401	13682	14045	14411	14766	
Indicator de prevalenta la 100 loc.	2.36	2.43	2.52	2.58	2.65	2.74	2.82	2.91	

3. Evidenta diabetului zaharat

	2017	2018	2019	2020	2021	2022	2023	2024
Total cazuri noi	1872	1880	1883	2126	2132	2098	2310	2015
Indicator la 100.000 loc.	357.35	360.05	361.69	409.33	413.20	409.30	452.59	396.45
Nr.bolnavi ramasi in evidenta	23781	24937	26048	26739	27658	28669	30322	31558
Indice de prevalenta la 100 loc.	4.54	4.78	5.00	5.15	5.36	5.59	5.94	6.21

4. Evidenta bolnavilor psihici

	2017	2018	2019	2020	2021	2022	2023	2024	
Total cazuri noi	197	214	101	88	116	136	1568	4553	
Indicator la 100.000 loc.	37.61	40.98	19.40	16.94	22.48	26.53	307.21	895.80	
Nr.bolnavi ramasi in evidenta	3144	3268	3240	3292	3283	3376	5895	7841	
Indice de prevalenta la 100 loc.	0.60	0.63	0.62	0.63	0.64	0.66	1.15	1.54	
Bolnavi psihici periculosi	Total cazuri noi	12	20	15	6	14	16	28	20
	Indicator la 100.000 loc.	2.29	3.83	2.88	1.16	2.71	3.12	5.49	3.93
	Nr.bolnavi ramasi in evidenta	135	151	140	140	145	152	169	167
	Indice de prevalenta la 100 loc.	0.03	0.03	0.03	0.03	0.03	0.03	0.03	0.03

5. Evidenta copiilor (sub 3 ani cu malnutritie proteino-calorica din cabinetul medicului de familie)

	2017	2018	2019	2020	2021	2022	2023	2024
Bolnavi noi	Total 0-3 ani	54	61	50	74	18	31	36
	din care sub un an	26	43	37	48	10	22	25
din care decedati	Total 0-3 ani	0	0	0	5	0	0	1
	din care sub un an	0	0	0	3	0	0	0
Ramasi in evidenta	Total 0-3 ani	110	35	30	34	19	24	20
	din care sub un an	73	15	14	16	5	11	9

6. Evidenta reumatismului articular acut

	2017	2018	2019	2020	2021	2022	2023	2024
--	------	------	------	------	------	------	------	------

Date comparative

Bolnavi noi 0-14 ani ramasi in evidenta	Total	0	0	0	0	0	0	0	0
	din care cu leziuni cardiace	0	0	0	0	0	0	0	0
		9	9	3	3	2	2	0	0

7. Alte boli (cabinetul medicului de familie - ramasi in evidenta)

	2017	2018	2019	2020	2021	2022	2023	2024	
Gusa simpla si nodulara netoxica	4577	4651	4652	4741	4828	4808	4967	4723	
indice de prevalenta la 100 loc.	0.87	0.89	0.89	0.91	0.94	0.94	0.97	0.93	
Diabet zaharat	17940	18444	18705	18901	19143	19323	20023	20111	
indice de prevalenta la 100 loc.	3.42	3.53	3.59	3.64	3.71	3.77	3.92	3.96	
Malnutritia proteino-calorica	306	284	298	304	289	295	285	275	
indice de prevalenta la 100 loc.	0.06	0.05	0.06	0.06	0.06	0.06	0.06	0.05	
Rahitism evolutiv	94	88	99	82	76	63	66	65	
indice de prevalenta la 100 loc.	0.02	0.02	0.02	0.02	0.01	0.01	0.01	0.01	
Anemii	4664	4587	4482	4601	4651	4671	5443	4960	
indice de prevalenta la 100 loc.	0.89	0.88	0.86	0.89	0.90	0.91	1.07	0.98	
Tulburari mintale	10574	10750	10598	10982	11046	11260	12312	11968	
indice de prevalenta la 100 loc.	2.02	2.06	2.04	2.11	2.14	2.20	2.41	2.35	
Epilepsie	3047	3019	2988	2970	2941	2891	3020	2918	
indice de prevalenta la 100 loc.	0.58	0.58	0.57	0.57	0.57	0.56	0.59	0.57	
Reumatism articular acut	657	623	658	636	648	658	583	521	
indice de prevalenta la 100 loc.	0.13	0.12	0.13	0.12	0.13	0.13	0.11	0.10	
Cardiopatii reumatismale cronice	683	655	651	646	643	608	640	554	
indice de prevalenta la 100 loc.	0.13	0.13	0.13	0.12	0.12	0.12	0.13	0.11	
Boli hipertensive	58427	59090	59020	59714	60135	59982	62334	61272	
indice de prevalenta la 100 loc.	11.15	11.32	11.34	11.50	11.65	11.70	12.21	12.06	
Cardiopatie ischemica	27644	27488	27208	27519	27476	26688	28039	27474	
indice de prevalenta la 100 loc.	5.28	5.26	5.23	5.30	5.33	5.21	5.49	5.41	
Cord pulmonar cronic	1227	1301	1209	1198	1190	1170	1185	1200	
indice de prevalenta la 100 loc.	0.23	0.25	0.23	0.23	0.23	0.23	0.23	0.24	
Boli cerebro-vasculare	8402	8579	8514	8653	8622	8325	9028	8356	
indice de prevalenta la 100 loc.	1.60	1.64	1.64	1.67	1.67	1.62	1.77	1.64	
Boli pulmonare cronice obstructive	10267	10289	10224	10366	10491	10702	11088	10768	
indice de prevalenta la 100 loc.	1.96	1.97	1.96	2.00	2.03	2.09	2.17	2.12	
Boala ulceroasa	4953	4791	4586	4483	4245	3994	4137	3802	
indice de prevalenta la 100 loc.	0.95	0.92	0.88	0.86	0.82	0.78	0.81	0.75	
Ciroza si alte hepatite cronice	6520	6223	5917	5857	5773	5695	5768	5627	
indice de prevalenta la 100 loc.	1.24	1.19	1.14	1.13	1.12	1.11	1.13	1.11	
Nefritopatii cronice	1276	1253	1251	1236	1228	1269	1381	1313	
indice de prevalenta la 100 loc.	0.24	0.24	0.24	0.24	0.24	0.25	0.27	0.26	
Calculoza urinara	2352	2310	2332	2389	2400	2378	2478	2272	
indice de prevalenta la 100 loc.	0.45	0.44	0.45	0.46	0.47	0.46	0.49	0.45	
Malformatii congenitale	Total	872	876	856	864	870	876	903	841
	indice de prev.la 100 loc.	0.17	0.17	0.16	0.17	0.17	0.17	0.18	0.17
	din care aparat circulator	443	448	436	436	436	431	428	416
	indice de prev.la 100 loc.	0.08	0.09	0.08	0.08	0.08	0.08	0.08	0.08

9. Bolnavi iesiti din spital

	2017	2018	2019	2020	2021	2022	2023	2024
Total	79056	78490	78991	58007	57059	67653	74638	77012
din care								
din comune	38033	38280	38301	26965	26565	32537	37695	37711
sub un an	4666	4769	4617	3625	4099	4249	3976	4203
din tot.								
infectioase	4254	4396	4480	3977	2233	2868	4029	4203
tumori maligne	4994	5337	5953	4262	4044	4850	5133	4623
aparat circulator	11618	11678	11243	7024	7159	9263	8669	5344
din care infarct ac.miocardic	540	637	618	440	404	498	490	475
alte ischem.miocard	895	698	663	422	349	557	434	412
cerebro-vasculare	2836	2238	2073	1476	1427	1459	1509	1501
aparat respirator	10141	11104	10725	9133	9320	9711	9472	9944
aparat digestiv	7195	7085	6891	4825	4637	6013	6622	6451
aparat uro-genital	3443	3349	3393	2318	2577	4007	3810	4224
sistem osteo-articular	4841	5066	4906	2786	2953	4013	5624	5853
traumatisme/otraviri	4121	3970	3698	2965	2731	3141	3538	3370
tulb.mintale cu dur.de spit.>365	75	0	0	12	16	26	25	46
cu consum ilicit de droguri	9	1	1	0	0	0	1	0
din care prima spitalizare	0	0	0	0	0	0	0	0
Nascuti vii cu malformatii cong.	41	32	23	13	20	11	12	12

Date comparative

	din care Down	0	1	0	0	1	0	0	0
	total decedati din iesiti	2301	2338	2284	2587	3048	2339	2240	2382

10. Infectii interioare din spital

	2017	2018	2019	2020	2021	2022	2023	2024
TOTAL	133	284	347	399	395	494	529	582
din care								
Pediatrie	2	5	7	3	2	1	1	3
Nou nascuti	0	2	1	0	2	2	1	1
Obstetrica	1	0	0	0	0	0	1	1
Ginecologie	1	9	5	4	3	6	6	19
Chirurgie	7	40	54	45	50	58	74	115
ATI	25	53	62	31	47	77	91	145
Dializa	0	0	1	0	0	0	0	0
Alte sectii	97	175	217	316	291	350	355	296

11. Boli infectioase si parazitare - cazuri noi

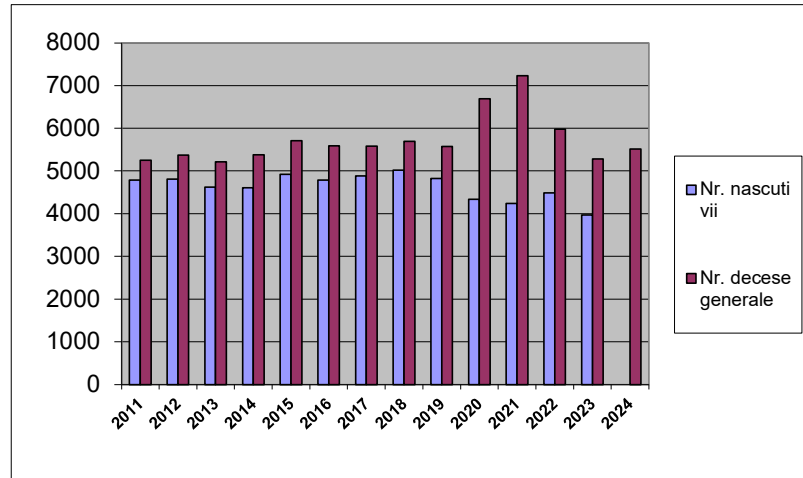
	2017	2018	2019	2020	2021	2022	2023	2024
Tuberculoza	280	210	229	152	136	164	175	124
Total	25	86	99	13	6	19	8	109
Hepatitis virala	4.77	16.47	19.02	2.50	1.16	3.71	1.57	21.45
din care hepatitis virala A	18	77	92	10	4	4	2	97
hepatita virala B	3	3	1	1	0	2	1	2
Sifilis	12	4	6	13	12	22	14	14
Total	2.29	0.77	1.15	2.50	2.33	4.29	2.74	2.75
din care sifilis congenital	0	0	0	0	0	0	0	1
Infectie gonococica tot.cazuri noi	5	0	0	1	1	1	1	0
incidenta la 100.000 loc.	0.95	0.00	0.00	0.19	0.19	0.20	0.20	0.00
Tuse convulsiva	1	0	0	0	0	0	0	42
Rujeola	3	8	42	53	0	0	0	335
Rubeola	0	0	0	0	0	0	0	0
Total din care	0	0	0	0	0	0	0	0
Rubeola congenitala	0	0	0	0	0	0	0	0
Difterie	0	0	0	0	0	0	0	0
Tetanos	0	0	0	0	0	0	0	0
Total din care	0	0	0	0	0	0	0	0
Tetanos neonatal	0	0	0	0	0	0	0	0
Poliomielita	0	0	0	0	0	0	0	0
Parotidita epidemica	0	0	2	0	0	0	1	2
Malarie	0	0	0	0	0	0	0	1

12. HIV, SIDA

	2017	2018	2019	2020	2021	2022	2023	2024
Numar cazuri noi HIV	13	9	11	6	10	11	0	13
Nr.cumulativ HIV cazuri seropozitive	19	25	62	68	78	89	90	103
Nr.cazuri noi SIDA	2	0	0	2	3	8	3	2
Nr.total cazuri noi SIDA ramase in evidenta	71	77	43	47	47	50	53	55

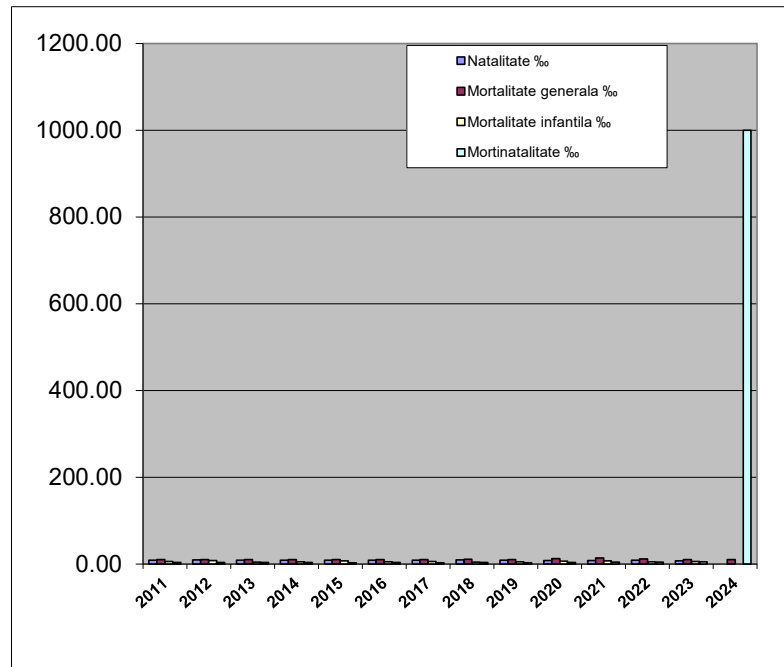
1. Miscarea naturala a populatiei

	2011	2012	2013	2014	2015	2016	2017	2018	2019	2020	2021	2022	2023	2024
Nr. nascuti vii	4790	4812	4618	4605	4920	4785	4887	5019	4827	4340	4241	4488	3970	0
Natalitate ‰	9.40	9.48	9.12	8.73	9.36	9.12	9.33	9.61	9.27	8.36	8.22	8.76	7.78	0.00
Nr. decese generale	5248	5371	5216	5382	5705	5591	5579	5693	5573	6689	7231	5981	5283	5513
Mortalitate generala ‰	10.30	10.58	10.30	10.20	10.85	10.65	10.65	10.90	10.70	12.88	14.01	11.67	10.35	10.85



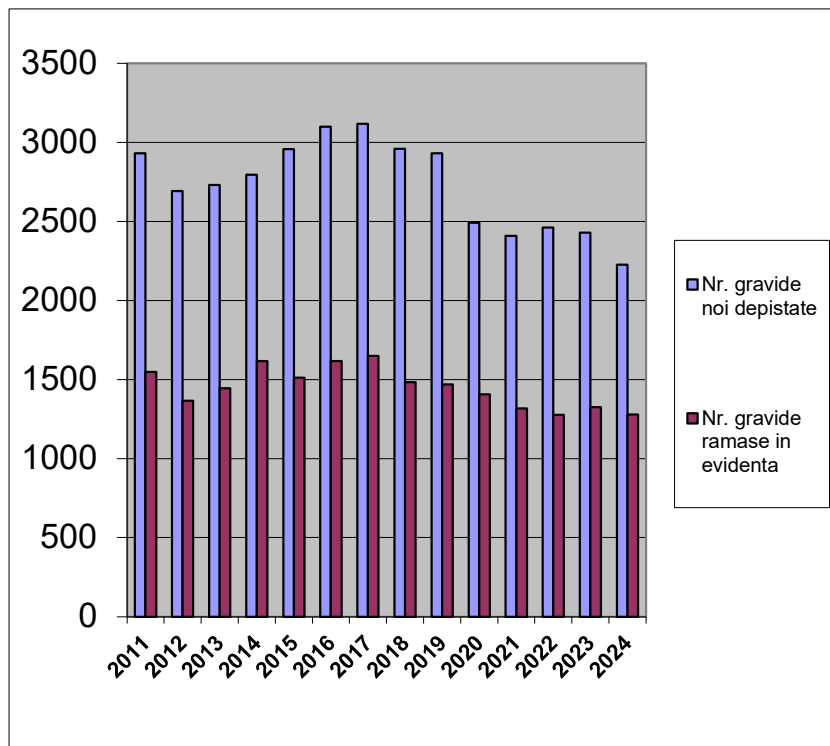
1. Miscarea naturala a populatiei

	2011	2012	2013	2014	2015	2016	2017	2018	2019	2020	2021	2022	2023	2024
Nr. decesati sub un an	29	39	20	23	36	24	30	24	27	29	32	25	25	22
Mortalitate infantila ‰	6.05	8.10	4.33	4.99	7.32	5.02	6.14	4.78	5.59	6.68	7.55	5.57	6.30	#DIV/0!
Nr. decesati 1-4 ani	4	7	3	5	4	3	2	0	2	4	3	0	1	7
Numar nascuti morti	18	17	17	17	15	20	17	21	16	16	21	21	20	16
Mortinatalitate ‰	3.74	3.52	3.67	3.68	3.04	4.16	3.47	4.17	3.30	3.67	4.93	4.66	5.01	1000.00
Nr. decese materne	1	0	0	0	0	0	0	2	0	5	3	1	1	1
Mortalitate materna	0.21	0.00	0.00	0.00	0.00	0.00	0.00	0.40	0.00	1.15	0.71	0.22	0.25	#DIV/0!



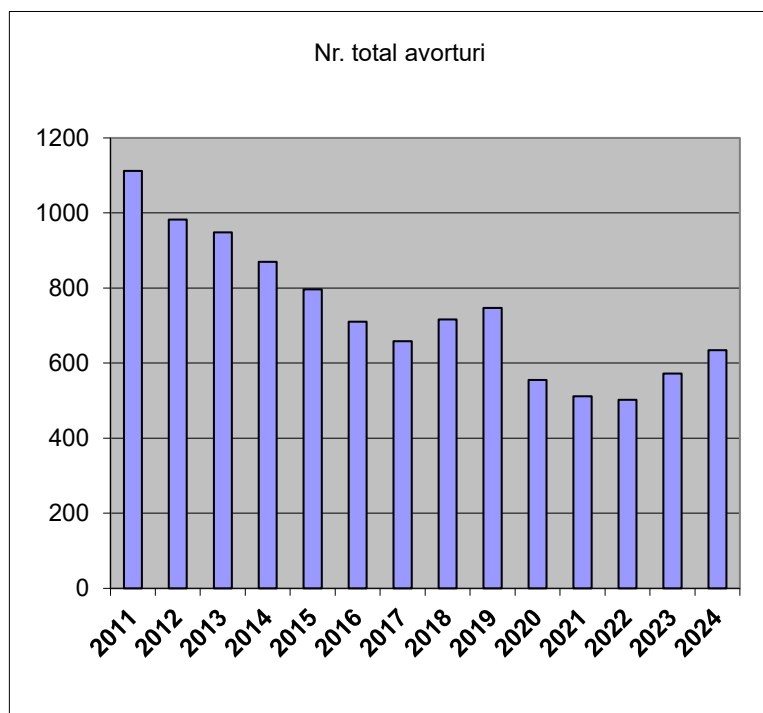
2 Evidenta gravidelor

	2011	2012	2013	2014	2015	2016	2017	2018	2019	2020	2021	2022	2023	2024
Nr. gravide noi depistate	2930	2692	2730	2795	2957	3098	3117	2960	2931	2491	2408	2461	2429	2227
Nr. gravide ramase in evidenta	1547	1365	1445	1617	1511	1617	1648	1482	1469	1405	1316	1276	1325	1279



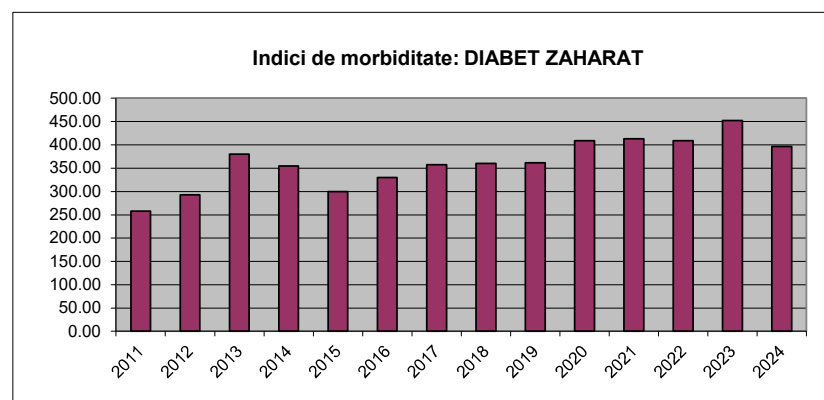
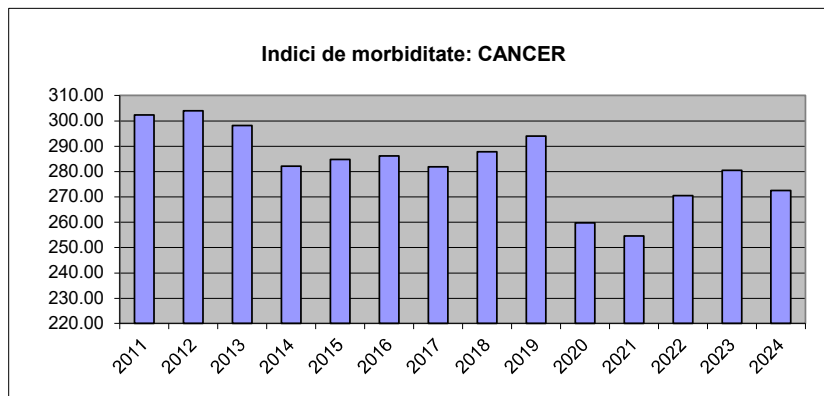
3 Intreruperea cursului sarcinii

	2011	2012	2013	2014	2015	2016	2017	2018	2019	2020	2021	2022	2023	2024
Nr. total avorturi	1112	982	948	870	796	710	658	716	747	555	511	502	572	634



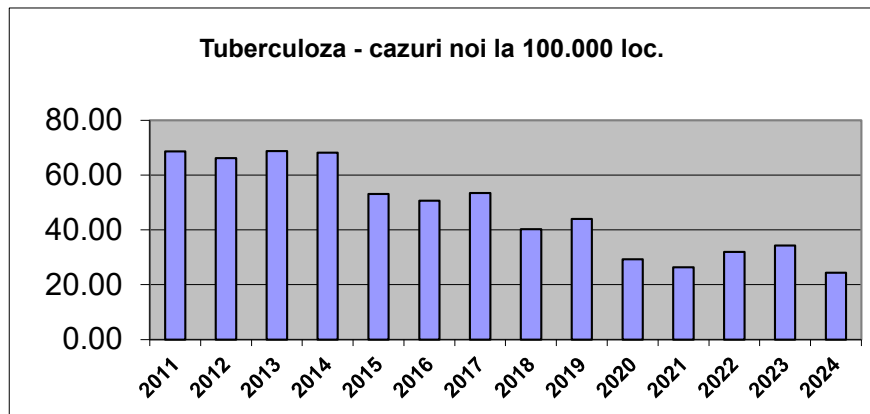
Morbiditate Cazuri noi

		2011	2012	2013	2014	2015	2016	2017	2018	2019	2020	2021	2022	2023	2024
Cancer	numar cazuri noi	1541	1544	1510	1489	1498	1502	1477	1503	1531	1349	1314	1387	1432	1385
	indice la 100.000 loc	302.36	304.08	298.27	282.19	284.87	286.17	281.95	287.85	294.08	259.73	254.67	270.59	280.56	272.50
Diabet zaharat	numar cazuri noi	1315	1486	1924	1871	1577	1733	1872	1880	1883	2126	2132	2098	2310	2015
	indice la 100.000 loc	258.02	292.66	380.04	354.58	299.90	330.18	357.35	360.05	361.69	409.33	413.20	409.30	452.59	396.45

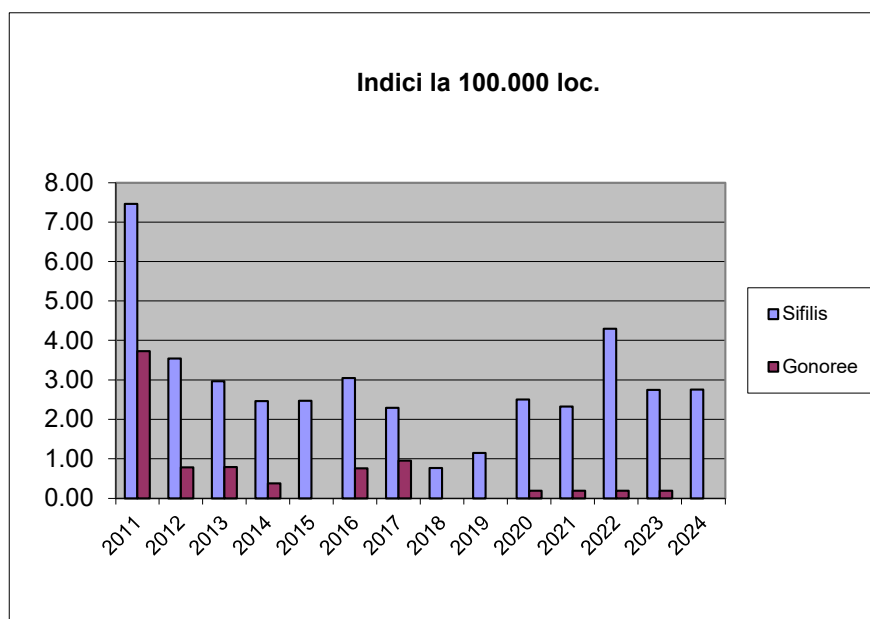


Morbiditate
Boli infectioase - cazuri noi

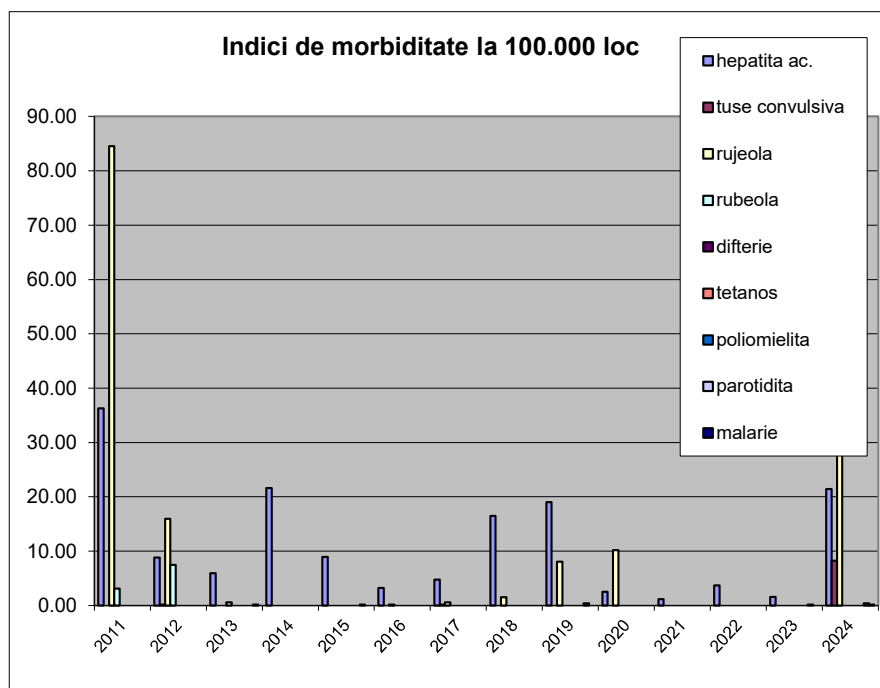
		2011	2012	2013	2014	2015	2016	2017	2018	2019	2020	2021	2022	2023	2024
Tuberculoza	numar cazuri noi	350	336	348	360	279	266	280	210	229	152	136	164	175	124
	indice la 100.000 loc	68.67	66.17	68.74	68.23	53.06	50.68	53.45	40.22	43.99	29.27	26.36	31.99	34.29	24.40



		2011	2012	2013	2014	2015	2016	2017	2018	2019	2020	2021	2022	2023	2024
Sifilis	numar cazuri noi	38	18	15	13	13	16	12	4	6	13	12	22	14	14
	indice la 100.000 loc	7.46	3.55	2.96	2.46	2.47	3.05	2.29	0.77	1.15	2.50	2.33	4.29	2.74	2.75
Gonoree	numar cazuri noi	19	4	4	2	0	4	5	0	0	1	1	1	1	0
	indice la 100.000 loc	3.73	0.79	0.79	0.38	0.00	0.76	0.95	0.00	0.00	0.19	0.19	0.20	0.20	0.00



		2011	2012	2013	2014	2015	2016	2017	2018	2019	2020	2021	2022	2023	2024
hepatita ac. virală	numar cazuri noi	185	45	30	114	47	17	25	86	99	13	6	19	8	109
	indice la 100.000 loc	36.30	8.86	5.93	21.60	8.94	3.24	4.77	16.47	19.02	2.50	1.16	3.71	1.57	21.45
tuse convulsivă	numar cazuri noi	0	1	0	0	0	0	1	0	0	0	0	0	0	42
	indice la 100.000 loc	0.00	0.20	0.00	0.00	0.00	0.00	0.19	0.00	0.00	0.00	0.00	0.00	0.00	8.26
rujeola	numar cazuri noi	431	81	0	0	0	1	3	8	42	53	0	0	0	335
	indice la 100.000 loc	84.57	15.95	0.00	0.00	0.00	0.19	0.57	1.53	8.07	10.20	0.00	0.00	0.00	65.91
rubeola din care congenitală	numar cazuri noi	16	38	3	0	0	0	0	0	0	0	0	0	0	0
	indice la 100.000 loc	3.14	7.48	0.59	0.00	0.00	0.00	0.00	0.00	0.00	0.00	0.00	0.00	0.00	0.00
	numar cazuri noi	0	5	3	0	0	0	0	0	0	0	0	0	0	0
	indice la 100.000 loc	0.00	0.98	0.59	0.00	0.00	0.00	0.00	0.00	0.00	0.00	0.00	0.00	0.00	0.00
difterie	numar cazuri noi	0	0	0	0	0	0	0	0	0	0	0	0	0	0
	indice la 100.000 loc	0.00	0.00	0.00	0.00	0.00	0.00	0.00	0.00	0.00	0.00	0.00	0.00	0.00	0.00
tetanos din care neonatal	numar cazuri noi	0	0	0	0	0	0	0	0	0	0	0	0	0	0
	indice la 100.000 loc	0.00	0.00	0.00	0.00	0.00	0.00	0.00	0.00	0.00	0.00	0.00	0.00	0.00	0.00
	numar cazuri noi	0	0	0	0	0	0	0	0	0	0	0	0	0	0
	indice la 100.000 loc	0.00	0.00	0.00	0.00	0.00	0.00	0.00	0.00	0.00	0.00	0.00	0.00	0.00	0.00
poliomielita	numar cazuri noi	0	0	0	0	0	0	0	0	0	0	0	0	0	0
	indice la 100.000 loc	0.00	0.00	0.00	0.00	0.00	0.00	0.00	0.00	0.00	0.00	0.00	0.00	0.00	0.00
parotidita	numar cazuri noi	0	0	0	0	1	0	0	0	2	0	0	0	1	2
	indice la 100.000 loc	0.00	0.00	0.00	0.00	0.19	0.00	0.00	0.00	0.38	0.00	0.00	0.00	0.20	0.39
malaria	numar cazuri noi	0	0	1	0	0	0	0	0	0	0	0	0	0	1
	indice la 100.000 loc	0.00	0.00	0.20	0.00	0.00	0.00	0.00	0.00	0.00	0.00	0.00	0.00	0.00	0.20



**Prevalenta
- ramasi in evidenta la 100 loc.-**

	2011	2012	2013	2014	2015	2016	2017	2018	2019	2020	2021	2022	2023	2024
Boli hipertensive	9.07	9.38	9.49	9.86	10.38	10.90	11.15	11.32	11.34	11.50	11.65	11.70	12.21	12.06
Cardiopatie ischemic	4.79	4.92	4.91	4.86	4.99	5.20	5.28	5.26	5.23	5.30	5.33	5.21	5.49	5.41
Cancer	2.02	2.08	2.17	2.14	2.22	2.29	2.36	2.43	2.52	2.58	2.65	2.74	2.82	2.91
Diabet zaharat	3.55	3.70	3.90	3.94	4.12	4.32	4.54	4.78	5.00	5.15	5.36	5.59	5.94	6.21

